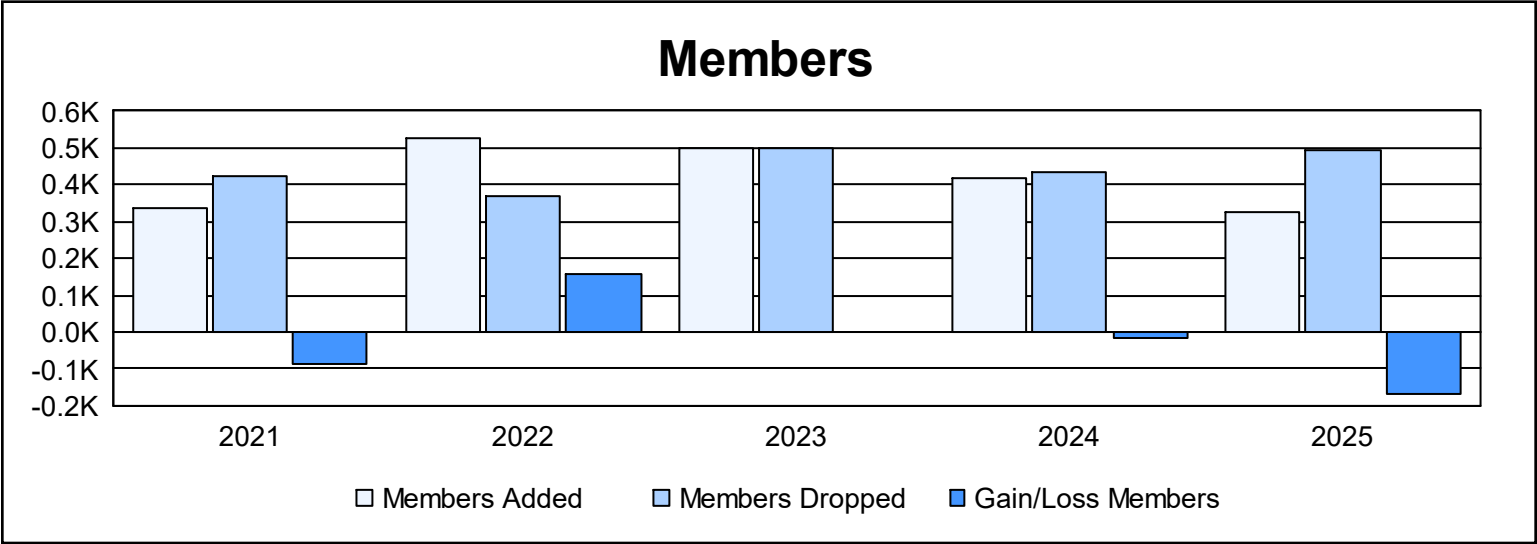
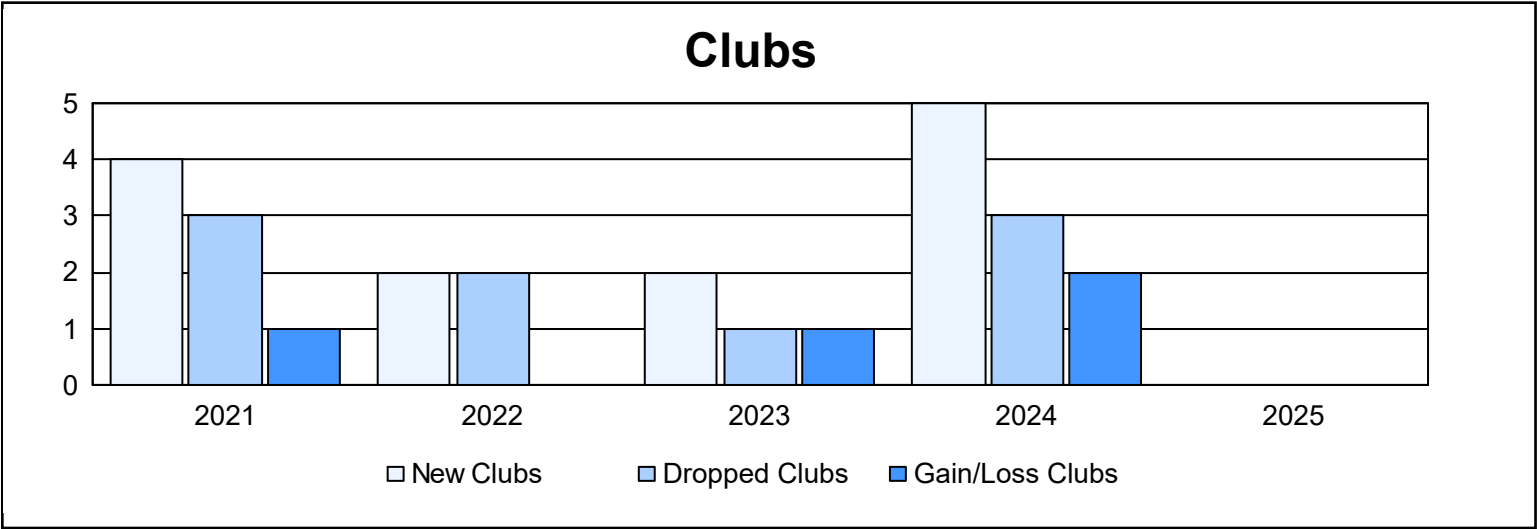
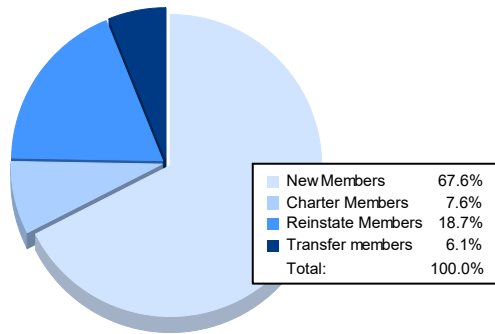


| Year | New Clubs | Dropped Clubs | Gain/ Loss Clubs | New Members | Charter Members | Reinstate Members | Transfer Members | Total Member Added | Total Members Dropped | Gain/ Loss Members |
|-----------|-----------|---------------|------------------|-------------|-----------------|-------------------|------------------|--------------------|-----------------------|--------------------|
| 2020-2021 | 4 | 3 | 1 | 124 | 168 | 31 | 11 | 334 | 423 | -89 |
| 2021-2022 | 2 | 2 | 0 | 419 | 59 | 37 | 11 | 526 | 371 | 155 |
| 2022-2023 | 2 | 1 | 1 | 283 | 99 | 102 | 15 | 499 | 499 | 0 |
| 2023-2024 | 5 | 3 | 2 | 257 | 107 | 32 | 22 | 418 | 434 | -16 |
| 2024-2025 | | | | 221 | 25 | 61 | 20 | 327 | 494 | -167 |
| Average | 3 | 2 | 1 | 261 | 92 | 53 | 16 | 421 | 444 | -23 |



Membership Composition June 2025 Cumulative



Gender Composition June 2025 Cumulative

